

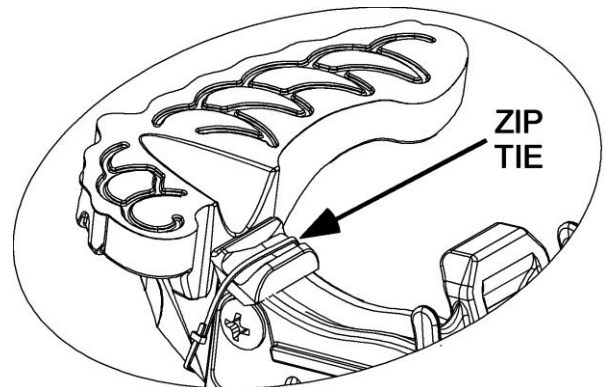
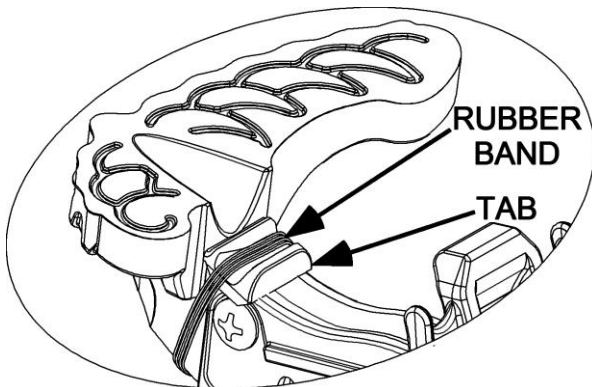


TIP BOOT INSTALLATION GUIDE

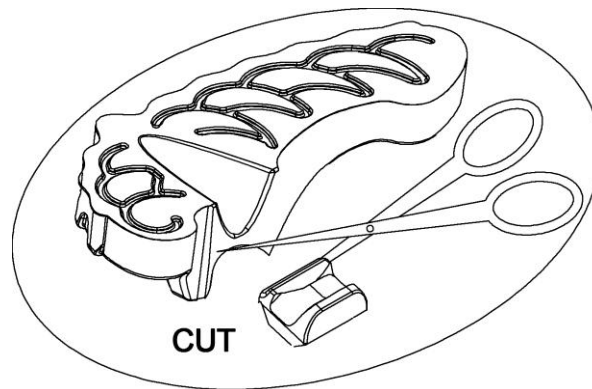
Tip Boots are optional but may be used with the *Vari-Pinch Prehensor™ (V2P™)* terminal device (TD) to increase the overall area, compliance, and friction of the grasping surfaces for improved gripping performance. If soiled or otherwise damaged, they can be replaced readily by the user or clinician without having to send units in for refurbishing. They can also be supplied in various colors to reflect individual styling preferences.

INSTALLATION RECOMMENDATIONS

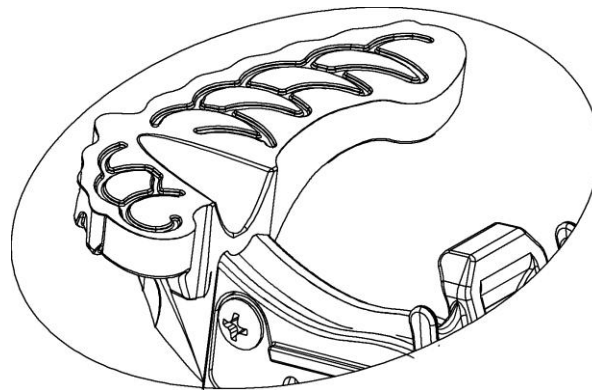
Tip Boots install much like slippers over the V2P's hook portions as shown below. A flexible securing tab attached to the back of the Tip Boot provides additional means of securing it to the V2P for more demanding users to help prevent inadvertent separation or loss. Recommended methods include capturing the tab with an elastic band or plastic cable zip tie. Cords and wire-ties can also be used if desired according to individual user preferences. For users who either do not need the tab or find its appearance objectionable or intrusive, it may be removed using scissors or a sharp knife to cut it off through the thin flexible section.



Optional methods of securing Tip Boots to the V2P using Rubber Bands (Left) or Zip-Ties (Right).



If desired, scissors or a sharp knife can be used to remove the securing tab.



Tip Boot installed with securing tab removed.

SHARE YOUR EXPERIENCE & KNOWLEDGE TO HELP OTHERS!

Your satisfaction is important to us! If you have comments, questions—or need parts and service—please don't hesitate to call or email ToughWare. Your ideas on how we can improve our products to provide still more benefit to others are especially appreciated. If you are willing to share your experiences and knowledge through email, photographs, video clips, etc., we would love to hear from you. Anything you send us might be posted online or we may use it in our promotional materials, so please indicate how to credit you. You can also get helpful tips and find out what other users are doing by going to our website, www.toughwareprx.com, or visiting ToughWare Prosthetics on Facebook. We hope you enjoy the V2P and that proves to be a valuable tool that helps you accomplish your desires!

ToughWare Prosthetics

P.O. Box 350055
Westminster, CO 80035-0055
303-635-1619
303-635-1621 Fax
Brad@toughwareprx.com
www.toughwareprx.com